

SAEON Data Portal

How to Edit Pages and Portlets

Last Updated May 2012

W Hugo

G342.4.2.1 1 How to Edit Pages and Portlets



Prerequisites

- Some content for the page
 - As notes
 - As a word processor document
 - As an HTML fragment – but there are constraints
- Images
 - Upload prior to starting with the page or portlet
 - Make a subfolder in the same location as the page or portlet
 - Hide the folder from navigation
 - **Publish the folder!**
 - Use bulk uploader to load the images

Editing a Portlet

The screenshot shows a web browser window with three tabs: 'Tutorial — Dirisa Portal', 'Playpen — Dirisa Portal', and 'Dirisa Portal'. The address bar shows 'saeon.dirisa.org/playpen/'. The page header includes 'Site Map', 'Wim Hugo', 'Preferences', 'Log Out', and a search bar. The main content area features a banner image of a coastline and logos for NRF (National Research Foundation) and SAEON (South African Environmental Observation Network). Below the banner are navigation tabs: 'Home', 'Metadata', 'Communities', 'Tutorial', and 'Playpen'. A breadcrumb trail reads 'You are here: Home → Playpen'. The 'Playpen' portlet is in 'Edit' mode, showing a 'Changes saved.' message and a 'Private' state. A 'Bulk Uploader' section is visible on the right. A red callout box with a white border points to the 'Manage portlets' link, containing the text 'Add a portlet by clicking here'. A tooltip for 'View portlet management' is also visible.

Information For ...

- First-Time Users
- Data Providers
- SAEON Collaborators
- Scientists
- Systems Developers

Partners

- SAEON
- CSIR
- Marine and Coastal Management
- SANPARKS
- SANBI
- SAIAB

Contents View Edit Linked Metadata Rules Sharing

Actions Display Add new... State: Private

Info Changes saved.

Playpen

by [Wim Hugo](#) — last modified Jun 01, 2012 08:30 PM

There are currently no items in this folder.

Send this — Print this —

Bulk Uploader

Choose your files :

Browse

[Manage portlets](#)

View portlet management

Add a portlet by clicking here

saeon.dirisa.org/playpen/@@manage-portlets

Static Text Portlets

Add static text portlet
A portlet which can display static HTML text.

Configure portlet

Portlet header ▾
Title of the rendered portlet

Text ▾
The text to render
Normal paragraph

Text for Portlet 1

[Edit without visual editor](#)

Omit portlet border
Tick this box if you want to render the text above without the standard header, border or footer

Portlet footer
Text to be shown in the footer

Add appropriate title and content

Add a page ...

Tutorial — Dirisa Portal x Playpen — Dirisa Portal x Dirisa Portal x

saeon.dirisa.org/playpen/

Site Map Wim Hugo Preferences Log Out Search Site Search

Home Metadata Communities Tutorial Playpen

You are here: Home → Playpen

Information For ...

First-Time Users

Data Providers

SAEON Collaborators

Scientists

Systems Developers

Partners

SAEON

CSIR

Marine and Coastal Management

SANPARKS

SANBI

SAIAB

Contents View Edit Linked Metadata Rules Sharing

Playpen

by Wim Hugo — last modified Jun 01, 2012 08:30 PM

There are currently no items in this folder.

Actions Display Add new... State: Private

- Collection
- Communities
- Configurable Map Content
- Custodian
- Event
- File
- Folder
- Image
- Issue Tracker
- Link
- News Item
- Page
- Terms
- Window
- Restrictions...

My Portlet 1

Text for Portlet 1

This is a link

Bulk Upload

Choose your file

Use

Add a page

A page in the site.

Portlet is visible

saeon.dirisa.org/playpen/createObject?type_name=Document

... and provide some content

The screenshot shows a web browser window with three tabs: 'Tutorial — Dirisa Portal', '[...] — Dirisa Portal', and 'Dirisa Portal'. The address bar shows the URL: saeon.dirisa.org/playpen/portal_factory/Document/document.2012-06-01.4254806468/edit. The breadcrumb trail is 'You are here: Home → Playpen → [...]'. The main content area is titled 'Add Page' and includes a sub-header 'A page in the site. Can contain rich text.' Below this are tabs for 'Default', 'Categorization', 'Dates', 'Ownership', and 'Settings'. The 'Title' field contains 'My Landing Page'. The 'Description' field is empty. The 'Body Text' field contains 'Landing Page Text' and has a rich text editor toolbar above it. On the left sidebar, there are sections for 'Information For ...' (listing user roles) and 'Partners' (listing organizations). On the right sidebar, there is a 'My Portlet 1' section with a 'Manage portlets' link. Two red callout boxes are overlaid on the page: one pointing to the title and content fields with the text 'Title and content', and another pointing to the 'Manage portlets' link with the text 'Save page, and click \'manage portlets/'.

Information For ...

- First-Time Users
- Data Providers
- SAEON Collaborators
- Scientists
- Systems Developers

Partners

- SAEON
- CSIR
- Marine and Coastal Management
- SANPARKS
- SANBI
- SAIAB
- EKZNW

[Manage portlets](#)

Add Page

A page in the site. Can contain rich text.

Default Categorization Dates Ownership Settings

Title

My Landing Page

Description

A short summary of the content.

Body Text

Normal paragraph

Landing Page Text

My Portlet 1

Text for Portlet 1

This is a link

[Manage portlets](#)

Title and content

Save page, and click 'manage portlets/

Note the currently visible portlets

The screenshot shows a web browser window with three tabs: 'Tutorial — Dirisa Portal', 'My Landing Page — Dirisa | x', and 'Dirisa Portal'. The address bar shows the URL 'saeon.dirisa.org/playpen/my-landing-page/@@manage-portlets'. The page header includes 'Site Map', 'Wim Hugo', 'Preferences', 'Log Out', and a 'Search Site' box. Below the header is a banner image of a coastline and the logos for NRF (National Research Foundation) and SAEON (South African Environmental Observation Network). A navigation menu contains 'Home', 'Metadata', 'Communities', 'Tutorial', and 'Playpen'. A breadcrumb trail reads 'You are here: Home → Playpen → My Landing Page'.

The main content area is titled 'Manage portlets for "My Landing Page"'. It contains the following text:

↖ Return

The portlet columns will now display only those portlets explicitly assigned in this context. Use the buttons on each portlet to move them up or down, delete or edit them. To add a new portlet, use the drop-down list at the top of the column.

If you wish to block or unblock certain categories of portlets, you can do so using the drop-down boxes.

On the left side, there is a section 'Portlets assigned here' with a dropdown 'Add portlet...' and a list of 'Inherited portlets':

- Navigation
- Information For ...
- Partners
- Navigation
- Log in

At the bottom left, there is a section 'Block/unblock portlets' with 'Parent portlets:' set to 'Do not block' and 'Group portlets:'.

On the right side, there is a section 'Portlets assigned here' with a dropdown 'Add portlet...' and a list of 'Inherited portlets':

- My Portlet 1
- Review list
- News
- Events
- Bulk Uploader

At the bottom right, there is a section 'Block/unblock portlets' with 'Parent portlets:' set to 'Do not block' and 'Group portlets:'.

A red callout box with the text 'Portlet is listed here' points to the 'My Portlet 1' entry in the right-hand list.

Add a portlet for the page

Tutorial — Dirisa Portal + — Dirisa Portal Dirisa Portal

saeon.dirisa.org/playpen/my-landing-page

Add static text portlet

A portlet which can display static HTML text.

Configure portlet

Portlet header ■
Title of the rendered portlet

Text ■
The text to render

[Edit without visual editor](#)

Omit portlet border
Tick this box if you want to render the text above without the standard header, border or footer.

Portlet footer
Text to be shown in the footer

Title and content, and save

Note portlet visibility ...

The screenshot shows a web browser window with three tabs: 'Tutorial — Dirisa Portal', 'My Landing Page — Dirisa | x', and 'Dirisa Portal'. The address bar shows 'saeon.dirisa.org/playpen/my-landing-page/@@manage-portlets'. The page header includes 'Site Map', 'Wim Hugo', 'Preferences', 'Log Out', and a search bar. The main content area is titled 'Manage portlets for "My Landing Page"' and contains instructions: 'The portlet columns will now display only those portlets explicitly assigned in this context. Use the buttons on each portlet to move them up or down, delete or edit them. To add a new portlet, use the drop-down list at the top of the column. If you wish to block or unblock certain categories of portlets, you can do so using the drop-down boxes.' The page is divided into three columns: 'Portlets assigned here' (with a dropdown), 'Inherited portlets' (listing Navigation, Information For..., Partners, Navigation, Log in), and 'Block/unblock portlets' (with Parent and Group portlets dropdowns). A red callout box with the text 'Note both portlets' points to the 'Inherited portlets' lists on both the left and right sides.

Both portlets are visible at the page location

The screenshot shows a web browser window with three tabs: "Tutorial — Dirisa Portal", "My Landing Page — Dirisa Portal", and "Dirisa Portal". The address bar shows the URL "saeon.dirisa.org/playpen/my-landing-page/". The page header includes "Site Map", "Wim Hugo", "Preferences", "Log Out", and a "Search Site" box. The main content area features a large banner image of a coastline and the logos for NRF (National Research Foundation) and SAEON (South African Environmental Observation Network). Below the banner are navigation tabs for "Home", "Metadata", "Communities", "Tutorial", and "Playpen". A breadcrumb trail indicates "You are here: Home → Playpen → My Landing Page". The main content area has tabs for "View", "Edit", "Linked Metadata", and "Sharing". The page title is "My Landing Page" by Wim Hugo, last modified on Jun 01, 2012 at 08:48 PM. The content includes "Landing Page Text" and a "History" section. On the right side, there are two portlets: "My Portlet 2" with the text "Portlet 2 Text" and "My Portlet 1" with the text "Text for Portlet 1" and "This is a link". A "Manage portlets" link is located below the portlets. A red arrow points from a red box containing the text "Note both portlets" to the two portlets on the right side of the page.

Proceed to set a default view

The screenshot shows a web browser window with three tabs: 'Tutorial — Dirisa Portal', 'Playpen — Dirisa Portal', and 'Dirisa Portal'. The address bar shows 'saeon.dirisa.org/playpen'. The page header includes 'Site Map', 'Wim Hugo', 'Preferences', 'Log Out', and a search bar. The main content area features a banner image of a coastline and the SAEON logo (National Research Foundation South African Environmental Observation Network). Below the banner are navigation tabs: 'Home', 'Metadata', 'Communities', 'Tutorial', and 'Playpen'. A breadcrumb trail reads 'You are here: Home → Playpen'. The main content area has tabs for 'Contents', 'View', 'Edit', 'Linked Metadata', 'Rules', and 'Sharing'. A context menu is open over the 'Playpen' folder, listing 'Summary view', 'Tabular view', 'Thumbnail view', 'Standard view', and 'Select a content item as default view...'. A red arrow points from the 'Select a content item as default view...' option to a red box containing the text 'Set a default page for the folder'. A tooltip above the arrow reads 'Select an item to be used as default view in this folder...'. The left sidebar contains sections for 'SAEON My Landing Page', 'Information For ...' (listing First-Time Users, Data Providers, SAEON Collaborators, Scientists, Systems Developers), and 'Partners' (SAEON, CSIR). The right sidebar contains 'My Portlet 1' and 'Bulk Uploader'.

SAEON
My Landing Page

Information For ...

First-Time Users
Data Providers
SAEON Collaborators
Scientists
Systems Developers

Partners
SAEON
CSIR

Contents View Edit Linked Metadata Rules Sharing

Playpen
by Wim Hugo — last modified Jun 01, 2012 08:30 PM
[My Landing Page](#) — by Wim Hugo — last modified Jun 01, 2012 08:30 PM

Actions Display Add new... State: Private

Summary view
Tabular view
Thumbnail view
Standard view
Select a content item as default view...

Select an item to be used as default view in this folder...

My Portlet 1
Text for Portlet 1
This is a link

Bulk Uploader
Browse

Manage portlets

Set a default page for the folder

saeon.dirisa.org/playpen/select_default_page

Select the Page as a Default View

The screenshot shows a web browser window with three tabs: 'Tutorial — Dirisa Portal', 'Playpen — Dirisa Portal', and 'Dirisa Portal'. The address bar shows the URL 'saeon.dirisa.org/playpen/select_default_page'. The page header includes 'Site Map', 'Wim Hugo', 'Preferences', 'Log Out', and a 'Search Site' box. The main content area features a banner image of a coastline and the SAEON logo (National Research Foundation South African Environmental Observation Network). Below the banner are navigation tabs for 'Home', 'Metadata', 'Communities', 'Tutorial', and 'Playpen'. A breadcrumb trail shows 'You are here: Home → Playpen'. The main content area is titled 'Select default page' and contains the instruction 'Please select item which will be displayed as the default page of the folder.' Below this, there is a radio button selected next to 'My Landing Page', with 'Save' and 'Cancel' buttons. A red arrow points from a red box labeled 'Select recently created page' to the 'My Landing Page' option. The right sidebar contains sections for 'My Portlet 1' (Text for Portlet 1, This is a link) and 'Bulk Uploader' (Choose your files: Browse button, Manage portlets link). The left sidebar contains sections for 'SAEON' (My Landing Page), 'Information For ...' (First-Time Users, Data Providers, SAEON Collaborators, Scientists, Systems Developers), and 'Partners' (SAEON, CSIR, Marine and Coastal Management).

Both portlets are now visible ...

Tutorial — Dirisa Portal | My Landing Page — Dirisa | Dirisa Portal

saeon.dirisa.org/playpen/

Site Map | Wim Hugo | Preferences | Log Out | Search Site | Search

Home | Metadata | Communities | Tutorial | Playpen

You are here: Home → Playpen

Information For ...

- First-Time Users
- Data Providers
- SAEON Collaborators
- Scientists
- Systems Developers

Partners

- SAEON
- CSIR
- Marine and Coastal Management
- SANPARKS
- SANBI
- SAIAB
- EKZNW

Contents | View | Edit | Linked Metadata | Rules | Sharing | Actions | Display | Add new... | State: Private

Info View changed.

My Landing Page

by Wim Hugo — last modified Jun 01, 2012 08:48 PM

Landing Page Text

History

Send this — Print this —

My Portlet 2
Portlet 2 Text

My Portlet 1
Text for Portlet 1
This is a link

Manage portlets

Note both portlets

But only the folder portlet can be edited here!

The screenshot shows a web browser window with three tabs: 'Tutorial — Dirisa Portal', 'Playpen — Dirisa Portal', and 'Dirisa Portal'. The address bar shows 'saeon.dirisa.org/playpen/@@manage-portlets'. The page header includes 'Site Map', 'Wim Hugo', 'Preferences', 'Log Out', and a search bar. Below the header is a banner image of a coastline with the NRF and SAEON logos. The main content area is titled 'Manage portlets for "Playpen"' and contains instructions for managing portlets. On the left and right sides, there are sections for 'Portlets assigned here', 'Inherited portlets', and 'Block/unblock portlets'. A red arrow points from a red box at the bottom center to the 'Add portlet...' dropdown menu on the right side of the page.

Only folder portlet is editable here

Caveat

Portlets are linked to the item
NOT THE VIEW

Detailed Aspects of Page and Portlet Editing

Example 1

Embedding an Image

Inserting an Image from Disk

The screenshot shows a web browser window with the address bar at `saeon.dirisa.org/playpen/my-landing-page/edit`. The page title is "My Landing Page". The main content area has a "Description" field and a "Body Text" field. The "Body Text" field contains the text "Landing Page Text" and "Fig 1: Insert an image here". A red callout box labeled "Click image tool" points to the image icon in the toolbar. Another red callout box labeled "Add a caption" points to the text "Fig 1: Insert an image here". A third red callout box labeled "Editing a page or portlet" points to the "Edit" button in the top right corner of the editor. The left sidebar shows a "Partners" list with logos for SAEON, CSIR, Marine and Coastal Management, SANPARKS, SANBI, SAIAB, and EKZNV. The bottom left corner shows a "javascript;" error message.

Editing a page or portlet

Add a caption

Click image tool

Upload from file ...

The screenshot shows a Firefox browser window with the address bar at `saeon.dirisa.org/playpen/my-landing-page/edit`. The page title is "My Landing Page" and the description is "A short summary of the content". A sidebar on the left lists partners: SAEON, CSIR, Marine and Coastal Management, SANPARKS, SANBI, SAIAB, and EKZNV. A "Manage portlets" link is visible below the list.

An "Insert/edit image" dialog box is open in the foreground. It has a title bar "Insert/edit image" and a close button "X". The dialog is divided into two main sections: "Libraries" and "Image list".

- Libraries:** Contains a breadcrumb "Saeon → Playpen", a "Home" button, a "Current Folder" button, a "Search" input field, and a "Search" button.
- Image list:** Shows a "Up one level" link and a message "No items in this folder".

At the bottom of the dialog, there is an "Upload file" button with a right-pointing arrow. A red callout box with the text "Select 'Upload ...'" points to this button. Below the dialog, there are "Insert" and "Cancel" buttons.

At the bottom of the browser window, there is a link "Edit without visual editor".

Upload from file ...

The image shows a Firefox browser window displaying the 'My Landing Page' editor on the Saeon Dirisa Portal. The browser's address bar shows the URL `saeon.dirisa.org/playpen/my-landing-page/edit`. The page title is 'My Landing Page' and the description is 'A short summary of the content'. A modal dialog titled 'Insert/edit image' is open, showing the 'Upload file' section. A red arrow points from a red box containing the text 'Browse for a file' to the 'Browse...' button in the 'Upload file' section. The dialog also includes a 'Libraries' section with 'Home' and 'Current Folder' options, an 'Image list' section showing 'No items in this folder', and a 'Description' text area. At the bottom of the dialog are 'Insert' and 'Cancel' buttons.

Firefox

My Landing Page — Dirisa Portal

saeon.dirisa.org/playpen/my-landing-page/edit

Wikipedia (en)

Most Visited Getting Started Latest Headlines (Untitled) http://data.saeon.ac.z... Outil de conception IK... ICSU Guide to the Wor... myExperiment

Partners

SAEON
CSIR
Marine and Coastal Management
SANPARKS
SANBI
SAIAB
EKZNV

Manage portlets

Title

My Landing Page

Description

A short summary of the content

Manage portlets

Insert/edit image

Saeon → Playpen

Libraries

Home

Current Folder

Search

Image list

Up one level

No items in this folder

Upload file

File

Browse...

Title

Description

Upload

Browse for a file

Insert Cancel

Edit without visual editor

Select an image from disk

The image shows a Windows File Explorer window titled "File Upload" with the address bar set to "PLATFORM > Nodes > Arid > Arid Website photos". The window displays a grid of image thumbnails. A red callout box with the text "Select and 'Open'" points to the "Open" button in the file dialog at the bottom of the window. The file dialog shows the file name "Arid Lands_Monitoring long-term vegetation plots at the de-proclai" and the file type set to "All Files".

File name: Arid Lands_Monitoring long-term vegetation plots at the de-proclai

All Files

Open Cancel

Select a Suitable Size

The screenshot shows a Firefox browser window with the URL `saeon.dirisa.org/playpen/my-landing-page/edit`. The page title is "My Landing Page". A dialog box titled "Insert/edit image" is open, showing a file manager interface for the "Saeon" library. The "Image list" contains folders for "Metadata", "Upload", "Tutorial", "Information", "Support Images", and "Playpen". The "Details" section shows a preview of an image and a dropdown menu for selecting dimensions. The "Dimensions" dropdown is open, showing options: "Original (1600x1200)", "Original (1600x1200)", "Listing (16x16)", "Icon (32x32)", "Tile (64x64)", "Thumb (128x128)", "Mini (200x200)", "Preview (400x400)", and "Large (768x768)". The "Preview (400x400)" option is selected. A red callout box with the text "Select appropriate size" points to this dropdown menu.

Partners

- SAEON
- CSIR
- Marine and Coastal Management
- SANPARKS
- SANBI
- SAIAB
- EKZNW

Manage portlets

Title

My Landing Page

Description

A short summary of the content

Manage portlets

Insert/edit image

Saeon

Libraries

- Home
- Current Folder

Search

Search

Image list

- Metadata
- Upload
- Tutorial
- Information
- Support Images
- Playpen

Upload file

Details

Preview

Image description

Test IMAge

Alignment

Inline

Dimensions

- Original (1600x1200)
- Original (1600x1200)
- Listing (16x16)
- Icon (32x32)
- Tile (64x64)
- Thumb (128x128)
- Mini (200x200)
- Preview (400x400)
- Large (768x768)

Select appropriate size

Edit without visual editor

Image is inserted ... save

Firefox

My Landing Page — Dirisa Portal

saeon.dirisa.org/playpen/my-landing-page/edit

Wikipedia (en)

Most Visited Getting Started Latest Headlines (Untitled) http://data.saeon.ac.z... Outil de conception IK... ICSU Guide to the Wor... my myExperiment Bookmarks

Partners

- SAEON
- CSIR
- Marine and Coastal Management
- SANPARKS
- SANBI
- SAIAB
- EKZNW

Manage portlets

Title

My Landing Page


Description

A short summary of the content:

Body Text

Style... **B** *I* [List Bullets] [List Circles] [List Squares] [List Triangles] [List Diamonds] [List Stars] [List Hearts] [List Spades] [List Clubs] [List Pentagons] [List Hexagons] [List Octagons] [List Stars] [List Hearts] [List Spades] [List Clubs] [List Pentagons] [List Hexagons] [List Octagons] [HTML] [Image]

Fig 1: Insert an image here



Displayed at cursor position

[Edit without visual editor](#)

Page with image

Firefox

My Landing Page — Dirisa Portal

saeon.dirisa.org/playpen/my-landing-page

Wikipedia (en)

Most Visited Getting Started Latest Headlines (Untitled) http://data.saeon.ac.z... Outil de conception IK... ICSU Guide to the Wor... my myExperiment

Home Metadata Communities Tutorial Playpen

You are here: Home → Playpen

SAEON

AridLands_Monitoringlongterm

Information For ...

First-Time Users

Data Providers

SAEON Collaborators

Scientists

Systems Developers

Partners

SAEON

CSIR

Marine and Coastal Management

SANPARKS

SANBI

SAIAB

EKZNW

Manage portlets

Contents View Edit Linked Metadata Rules Sharing

Actions Display Add new... State: Private


Info Changes saved.

My Landing Page

by Wim Hugo — last modified Jun 01, 2012 09:05 PM

Landing Page Text

Fig 1: Insert an image here



History

Send this — Print this —

My Portlet 2

Portlet 2 Text

My Portlet 1

Text for Portlet 1

This is a link

Manage portlets

Page is updated

Add Hyperlinks ...

Firefox

My Landing Page — Dirisa Portal

saeon.dirisa.org/playpen/my-landing-page/edit

Wikipedia (en)

Most Visited Getting Started Latest Headlines (Untitled) http://data.saeon.ac.z... Outil de conception IK... ICSU Guide to the Wor... myExperiment

SAEON Collaborators
Scientists
Systems Developers

Partners

SAEON
CSIR
Marine and Coastal Management
SANPARKS
SANBI
SAIAB
EKZNW

Manage portlets

My Landing Page


Description
A short summary of the content.

Body Text

Normal paragraph **B** *I* [List icons] [Link icon] [Image icon] [Table icon] [HTML icon]

Visit the [Arid Node](#)

Fig 1: Insert an image here



[Edit without visual editor](#)

Change note
Enter a comment that describes the changes you made.

Save Cancel

javascript;

Highlight some text and click link tool

Preview the External Link

Firefox

My Landing Page — Dirisa Portal

saeon.dirisa.org/playpen/my-landing-page/edit

W - Wikipedia (en)

Most Visited Getting Started Latest Headlines (Untitled) http://data.saeon.ac.z... Outil de conception IK... ICSU Guide to the Wor... myExperiment

SAEON Collaborators Scientists Systems Developers

Partners

SAEON CSIR Marine and Coastal Management SANPARKS SANBI SAIAB EKZNW

Manage portlets

My Landing Page

Description
A short summary of the content.

Body Text

Visit Fig 1

Change notes
Enter a comment that describes the changes you made.

Save Cancel

Insert/edit link

General Advanced

Saeon → Playpen

Libraries

- Home
- Current Folder
- External
- Mail
- ¶Anchors

Search

Search

External link

Link URL
http://www.wix.com/saeon_sites/saeon_node_arid Preview

Preview

Arid Lands

Node Science Data Education Contact Us

Home Personnel Partners

Insert Cancel

Type or paste URL

Note hyperlink ... save

Firefox

My Landing Page — Dirisa Portal

saeon.dirisa.org/playpen/my-landing-page/edit

Wikipedia (en)

Most Visited Getting Started Latest Headlines (Untitled) http://data.saeon.ac.z... Outil de conception IK... ICSU Guide to the Wor... my myExperiment Bookmarks

SAEON Collaborators
Scientists
Systems Developers

Partners

SAEON
CSIR
Marine and Coastal Management
SANPARKS
SANBI
SAIAB
EKZNW

Manage portlets

My Landing Page


Description
A short summary of the content.

Body Text

Normal paragraph **B** *I* [List icons] [Image icon] [Link icon] [Table icon] [HTML icon]

Visit the [Arid Node](#)

Fig 1: Insert an image here



[Edit without visual editor](#)

Change note
Enter a comment that describes the changes you made.

Save Cancel

Hyperlinked ...

Click to test ...

The screenshot shows a Firefox browser window with the address bar displaying `saeon.dirisa.org/playpen/my-landing-page`. The page title is "My Landing Page — Dirisa Portal". The browser's bookmark bar includes "Most Visited", "Getting Started", "Latest Headlines", "(Untitled)", `http://data.saeon.ac.z...`, "Outil de conception IK...", "ICSU Guide to the Wor...", and "myExperiment".

The website header features a navigation menu with "Site Map", "Wim Hugo", "Preferences", and "Log Out". A search bar is labeled "Search Site" with a "Search" button. Below the header is a banner image of a coastline and the logos for NRF (National Research Foundation) and SAEON (South African Environmental Observation Network).

The main content area has a breadcrumb trail: "You are here: Home → Playpen". Below this is a toolbar with "Contents", "View", "Edit", "Linked Metadata", "Rules", and "Sharing". A status bar shows "Actions", "Display", "Add new...", and "State: Private".

The page content includes a yellow "Info" box with "Changes saved.", a title "My Landing Page" by "Wim Hugo" (last modified Jun 01, 2012 09:12 PM), and a link "Visit the Arid Node". Below the link is the text "Fig 1: Insert an image here" and a photograph of two people in a field. A red arrow points from a large red "Click" button to the "Visit the Arid Node" link.

The left sidebar contains sections for "SAEON" (with "AridLands_Monitoringlongtermv"), "Information For ..." (with "First-Time Users", "Data Providers", "SAEON Collaborators", "Scientists", "Systems Developers"), and "Partners" (with "SAEON", "CSIR", "Marine and Coastal").

The right sidebar contains "My Portlet 2" (with "Portlet 2 Text"), "My Portlet 1" (with "Text for Portlet 1" and "This is a link"), and a "Manage portlets" link.

The address bar at the bottom shows `http://www.wix.com/saeon_sites/saeon_node_arid`.

New page

The screenshot shows a Firefox browser window with the address bar containing `www.saeon.org`. The page content includes the SAEON logo (National Research Foundation South African Environmental Observation Network) and a navigation menu with tabs for Node, Science, Data, Education, and Contact Us. A large landscape image of an arid region is on the left. On the right, the page title is "Arid Lands" and the sub-header is "Vision and Rationale". The text describes the SAEON vision and the Arid Lands Node. A red arrow originates from the address bar and points to a red text box containing the text "Link is opened in same window".

Firefox

Wix.com saeon_node_blank created by s... +

www.saeon.org

W - Wikipedia (en)

Most Visited Getting Started Latest Headlines (Untitled) http://data.saeon.ac.z... Outil de conception IK... ICSU Guide to the Wor... my myExperiment >> Bookmarks

NRF SAEON
National Research Foundation South African Environmental Observation Network

Arid Lands

Node Science Data Education Contact Us

Home Personnel Partners News

Vision and Rationale

The vision of SAEON is a comprehensive, sustained, coordinated and responsive South African Earth observation network that delivers long-term reliable data for scientific research and informs decision-making for a knowledge society and improved quality of life.

The SAEON Arid Lands Node is the most recently established node of SAEON (www.saeon.org) with monitoring stations in the southern and western parts of South Africa. The region is mostly semi-arid and receives between 200 and 300 mm rainfall per annum. The dry Savanna, Desert, Succulent- and Nama Karoo are the main biomes represented in this regions, and even patches of Fynbos are found.

Link is opened in same window

Manipulating Hyperlink Targets

Firefox

My Landing Page — Dirisa Portal

saeon.dirisa.org/playpen/my-landing-page/edit

Wikipedia (en)

Most Visited Getting Started Latest Headlines (Untitled) http://data.saeon.ac.z... Outil de conception IK... ICSU Guide to the Wor... myExperiment Bookmarks

First-Time Users
Data Providers
SAEON Collaborators
Scientists
Systems Developers

Partners

SAEON
CSIR
Marine and Coastal Management
SANPARKS
SANBI
SAIAB
EKZNW

Manage portlets

This is a link

Manage portlets

Default Categorization Dates Ownership Settings

Title

My Landing Page

Description


A short summary of the content.

Body Text

Normal paragraph

Visit the Arid Node=|

Fig 1: Insert an image here



javascript;

Edit without visual editor

Edit page and click 'HTML' tool

Look for 'Anchors'

The screenshot shows a Firefox browser window with the URL `saeon.dirisa.org/playpen/my-landing-page/edit`. The page title is "My Landing Page". An "HTML Source Editor" window is open, displaying the following HTML code:

```
<p>Visit the <a class="external-link" href="http://www.wix.com/saeon_sites/saeon_node_arid">Arid Node</a>=</p>  
<p>Fig 1: Insert an image here</p>  
<p></p>
```

A red arrow points from a red text box containing "Look for <a> tags" to the `Arid Node` tag in the code. The text box also contains three dots "..." below the text.

On the left side of the browser, there is a sidebar with the following sections:

- First-Time Users
- Data Providers
- SAEON Collaborators
- Scientists
- Systems Developers
- Partners
 - SAEON
 - CSIR
 - Marine and Coastal Management
 - SANPARKS
 - SANBI
 - SAIAB
 - EKZNW

At the bottom of the browser window, there is a link that says "Edit without visual editor".

Options

- Original
 - `<p>Visit the Arid Node</p>`
- New Tab or Window
 - `<p>Visit the Arid Node</p>`
- Same Content Frame
 - `<p>Visit the Arid Node</p>`
- NOTE: behaviour is browser-dependent - experiment

Controlling Layout

- Normal HTML 'flows'
- Not very attractive
- Use tables for simple layout control

Insert a Table

My Landing Page — Dirisa | x

← → ↻ saeon.dirisa.org/playpen/my-landing-page/edit

Info You are editing the default view of a container. If you wanted to edit the container itself, [go here](#).

A page in the site. Can contain rich text.

Default Categorization Dates Ownership Settings

Title

My Landing Page

Description

A short summary of the content.


Body Text

Normal paragraph **B** *I* [List icons] [Link icon] [Table icon] [Image icon] [HTML icon]

Inserts a new table

Visit the Arid Node=

Fig 1: Insert an image here



[Edit without visual editor](#)

My Portlet 1

Text for Portlet 1

This is a link

[Manage portlets](#)

Partners

- SAEON
- CSIR
- Marine and Coastal Management
- SANPARKS
- SANBI
- SAIAB
- EKZNW

[Manage portlets](#)

Click on table tool

Specify Table Dimensions

The image shows a screenshot of a web browser window displaying a web editor interface. The browser's address bar shows the URL `saeon.dirisa.org/playpen/my-landing-page/edit`. The page title is "My Landing Page — Dirisa Portal". The editor interface includes a sidebar on the left with navigation options like "Data Providers", "SAEON Collaborators", "Scientists", "Systems Developers", "Partners", and "Manage portlets". The main content area has a "Title" field containing "My Landing Page" and a "Description" field. Below these is a "Body Text" section with a rich text editor toolbar and a text area containing the text "Visit the Arid Node=" and "Fig 1: Insert an image here". An image of two people in a field is visible below the text. A modal dialog box titled "Insert/Modify table" is open in the center, with the "General" tab selected. The dialog contains the following fields: "Class" (set to "Subdued grid"), "Cols" (set to 2), "Rows" (set to 3), and "Summary" (empty). At the bottom of the dialog are "Insert" and "Cancel" buttons. A red arrow points from a red callout box to the "Rows" and "Cols" input fields. The callout box is a red rectangle with the text "Rows and Columns" in white.

Firefox

My Landing Page — Dirisa Portal

saeon.dirisa.org/playpen/my-landing-page/edit

Wikipedia (en)

Most Visited Getting Started Latest Headlines (Untitled) http://data.saeon.ac.z... Outil de conception IK... ICSU Guide to the Wor... myExperiment

Default Categorization Dates Ownership Settings

Title

My Landing Page

Description

A short summary of the content.

Body Text

Normal paragraph

Visit the Arid Node=
Fig 1: Insert an image here

Insert/Modify table

General Advanced

Class

Subdued grid

Cols

2

Rows

3

Summary

Insert Cancel

Rows and Columns

Note empty table

The screenshot shows a Firefox browser window displaying the 'My Landing Page' editor on the Dirisa Portal. The browser's address bar shows the URL 'saeon.dirisa.org/playpen/my-landing-page/edit'. The page editor interface includes a left sidebar with navigation links like 'Data Providers', 'Partners', and 'Manage portlets'. The main editing area contains a 'Title' field with 'My Landing Page', a 'Description' field, and a 'Body Text' area with a rich text editor toolbar. In the body text area, a small, empty table is visible. A red arrow points from a red callout box labeled 'Blank table' to this table. Below the table, there is text that reads 'Visit the Arid Node=' and 'Fig 1: Insert an image here', followed by an image of a person in a field.

Firefox

My Landing Page — Dirisa Portal

saeon.dirisa.org/playpen/my-landing-page/edit

Wikipedia (en)

Most Visited Getting Started Latest Headlines (Untitled) http://data.saeon.ac.z... Outil de conception IK... ICSU Guide to the Wor... my myExperiment

Default Categorization Dates Ownership Settings

Manage portlets

First-Time Users

Data Providers

SAEON Collaborators

Scientists

Systems Developers

Partners

SAEON

CSIR

Marine and Coastal Management

SANPARKS

SANBI

SAIAB

EKZNW

Manage portlets

Title

My Landing Page

Description


A short summary of the content:

Body Text

Style... B I [Rich text editor icons]

Visit the [Arid Node](#)=

Fig 1: Insert an image here



[Edit without visual editor](#)

Blank table

Drag image to table cell

The screenshot shows a Firefox browser window with the address bar at `saeon.dirisa.org/playpen/my-landing-page/edit`. The page is titled "My Landing Page" and has a description field. Below the description is a "Body Text" section with a rich text editor toolbar. A red callout box with the text "Drag to top left cell" has two arrows pointing to the top-left corner of an image placeholder in the body text. The placeholder contains the text "Visit the Arid Node=" and "Fig 1: Insert an image here". Below this text is a small image of a person in a field. The left sidebar of the editor shows a list of users and partners, including SAEON, CSIR, and SANPARKS. The browser's address bar also shows several tabs, including "Wikipedia (en)" and "myExperiment".

Paste some text ...

Firefox

My Landing Page — Dirisa Portal x Wix.com saeon_node_blank created b...

saeon.dirisa.org/playpen/my-landing-page/edit

Wikipedia (en)

Most Visited Getting Started Latest Headlines (Untitled) http://data.saeon.ac.z... Outil de conception IK... ICSU Guide to the Wor... myExperiment Bookmarks

Scientists
Systems Developers

Partners


SAEON
CSIR
Marine and Coastal Management
SANPARKS
SANBI
SAIAB
EKZNV

[Manage portlets](#)

Description
A short summary of the content.

Body Text

Heading cell **B** **I** [List icons] [Table icon] [HTML icon]



Science activities supported by the SAEON Arid Lands Node include both long-term monitoring projects and short-term research projects. The nature of this support varies according to the type of project.

Facilities and logistical support are provided to post-graduate students who register their projects with SAEON. Scientific input and logistical support is provided for established monitoring projects run by partner organisations.

Certain projects are 'in-house', i.e. conducted by SAEON staff. These include data collection and analysis of long-term data. Certain school projects contribute long-term data.

[Edit without visual editor](#)

Change note
Enter a comment that describes the changes you made.

Paste or type text

Improved layout

The screenshot displays a Firefox browser window with the URL `saeon.dirisa.org/playpen/my-landing-page`. The page is titled "My Landing Page" and is being edited in a "Playpen" environment. The interface includes a top navigation bar with links for Home, Metadata, Communities, Tutorial, and Playpen. A breadcrumb trail shows "You are here: Home → Playpen".

The main content area has a title "My Landing Page" by Wim Hugo, last modified on Jun 01, 2012. It features a photograph of two people in a field, with a timestamp of 07/07/2011 09:05. Below the photo is a text block that reads: "Science activities supported by the SAEON Arid Lands Node include both long-term monitoring projects and short-term research projects. The nature of this support varies according to the type of project. Facilities and logistical support are provided to post-graduate students who register their projects with SAEON. Scientific input and logistical support is provided to established monitoring projects run by partner organizations. Certain projects are entirely by SAEON staff. These include analysis of existing long-term projects contribute long-term analysis."

The right-hand side of the page contains two portlets: "My Portlet 2" with the text "Portlet 2 Text" and "My Portlet 1" with the text "Text for Portlet 1" and "This is a link". A "Manage portlets" link is located below the portlets.

A red callout box with a white border and a red arrow pointing to the text area contains the text "Page flow is better controlled".

At the bottom of the page, there is a link "Visit the Arid Node=" and a caption "Fig 1: Insert an image here".

History and Rollbacks

Add a Note to Reflect Changes

Firefox

My Landing Page — Dirisa Portal x Wix.com saeon_node_blank created b... x

saeon.dirisa.org/playpen/my-landing-page/edit

Wikipedia (en)


Most Visited Getting Started Latest Headlines (Untitled) http://data.saeon.ac.z... Outil de conception IK... ICSU Guide to the Wor... myExperiment Bookmarks

CSIR
Marine and Coastal Management
SANPARKS
SANBI
SAIAB
EKZNW

Manage portlets

Body Text

Style... **B** **I** [List icons] [Table icon] [HTML icon]



Science activities supported by the SAEON Arid Lands Node include both long-term monitoring projects and short-term research projects. The nature of this support varies according to the type of project.

Facilities and logistical support are provided to post-graduate students who register their projects with SAEON. Scientific input and / or logistical support is provided to established monitoring projects run by partner organizations.

Certain projects are entirely 'in-house', i.e. conducted by SAEON staff. These include both data collection and analysis of existing long-term data. Certain school

[Edit without visual editor](#)

Change note
Enter a comment that describes the changes you made.

This is the final check.

Save Cancel

Edit page and add note

CoGIS is Copyright © 2000-2011 by Qsens.is, CSIR and other partners et al. CoGIS is Open Source and is licensed under the LGPL license.

Note change comments – and rollback (reversion)

Firefox

My Landing Page — Dirisa Portal x Wix.com saeon_node_blank created b... x +


saeon.dirisa.org/playpen/my-landing-page

Wikipedia (en)

Most Visited Getting Started Latest Headlines (Untitled) http://data.saeon.ac.z... Outil de conception IK... ICSU Guide to the Wor... myExperiment >> Bookmarks

My Landing Page

by Wim Hugo — last modified Jun 01, 2012 09:35 PM



Science activities supported by the SAEON Arid Lands Node include both long-term monitoring projects and short-term research projects. The nature of this support varies according to the type of project.

Facilities and logistical support are provided to post-graduate students who register their projects with SAEON. Scientific input and / or logistical support is provided to established monitoring projects run by partner organizations.

Certain projects are entirely 'in-house', i.e. conducted by SAEON staff. These include both data collection and analysis of existing long-term data. Certain school projects contribute long-term data suitable for scientific analysis.

Text for Portlet 1
This is a link
[Manage portlets](#)

Partners

- SAEON
- CSIR
- Marine and Coastal Management
- SANPARKS
- SANBI
- SAIAB
- EKZNW

[Manage portlets](#)

Visit the [Arid Node](#)=

Fig 1: Insert an image here

History

Edited by Wim Hugo on Jun 01, 2012 09:35 PM

This is the final check

[View this revision](#) - [Compare with current revision](#)

↑ Compare ↓

Edited by Wim Hugo on Jun 01, 2012 09:33 PM

[Revert to this revision](#)

[View this revision](#) - [Compare with current revision](#)

Note is visible on page

Enabling Comments ...

The screenshot shows a Firefox browser window with the URL `saeon.dirisa.org/playpen/my-landing-page/edit`. The page is titled "Edit Page" and has several tabs: Contents, View, Edit, Linked Metadata, Rules, and Sharing. The "Settings" tab is selected, showing the following options:

- Allow comments**
If selected, users can add comments to this item.
- Exclude from navigation**
If selected, this item will not appear in the navigation tree.
- Presentation mode**
If selected, this will give users the ability to view the contents as presentation slides.
- Table of contents**
If selected, this will show a table of contents at the top of the page.

Below these options is a "Change note" section with a text input field and "Save" and "Cancel" buttons. Two red arrows point from the "Settings" tab and the "Allow comments" checkbox to red callout boxes. The first callout box contains the text "Edit page and select 'Settings'", and the second callout box contains the text "Tick 'Allow Comments'".

SAEON
AridLands_Monitoringlongterm

Information For ...

First-Time Users
Data Providers
SAEON Collaborators
Scientists
Systems Developers

Partners

SAEON
CSIR
Marine and Coastal Management
SANPARKS
SANBI
SAIAB
EKZNV

Manage portlets

My Portlet 2
Portlet 2 Text

My Portlet 1
Text for Portlet 1
This is a link

Manage portlets

CoGIS is Copyright © 2000-2011 by Qsens.is, CSIR and other partners et al. CoGIS is Open Source and is licensed under the LGPL

Add a Comment

Firefox

My Landing Page — Dirisa Portal x Wix.com saeon_node_blank created b... x +

saeon.dirisa.org/playpen/my-landing-page

Wikipedia (en)

Most Visited Getting Started Latest Headlines (Untitled) http://data.saeon.ac.z... Outil de conception IK... ICSU Guide to the Wor... myExperiment Bookmarks

AridLands_Monitoringlongterm

Info Changes saved.

My Landing Page

by Wim Hugo — last modified Jun 01, 2012 09:38 PM



Science activities supported by the SAEON Arid Lands Node include both long-term monitoring projects and short-term research projects. The nature of this support varies according to the type of project.

Facilities and logistical support are provided to post-graduate students who register their projects with SAEON. Scientific input and / or logistical support is provided to established monitoring projects run by partner organizations.

Certain projects are entirely 'in-house', i.e. conducted by SAEON staff. These include both data collection and analysis of existing long-term data. Certain school projects contribute long-term data suitable for scientific analysis.

Visit the [Arid Node](#)=

Fig 1: Insert an image here

History Send this — Print this —

Portlet 2 Text

My Portlet 1

Text for Portlet 1

This is a link

[Manage portlets](#)

[Manage portlets](#)

Information For ...

First-Time Users

Data Providers

SAEON Collaborators

Scientists

Systems Developers

Partners

SAEON

CSIR

Marine and Coastal Management

SANPARKS

SANBI

SAIAB

EKZNW

CoGIS is Copyright © 2000-2011 by Qsens.is, CSIR and other partners et al. CoGIS is Open Source and is licensed under the LGPL

Comments can be added

Submit a Comment

The screenshot shows a Firefox browser window with the following elements:

- Browser Tabs:** "My Landing Page — Dirisa Portal" and "Wix.com saeon_node_blank created b...".
- Address Bar:** "saeon.dirisa.org/playpen/my-landing-page/discussion_reply_form".
- Navigation:** Back, Forward, Home, and Search icons.
- Bookmarks:** "Most Visited", "Getting Started", "Latest Headlines", "(Untitled)", "http://data.saeon.ac.z...", "Outil de conception IK...", "ICSU Guide to the Wor...", "myExperiment", and "Bookmarks".
- Left Sidebar:** A list of categories: SAEON, CSIR, Marine and Coastal Management, SANPARKS, SANBI, SAIAB, and EKZNW. A "Manage portlets" link is at the bottom.
- Main Content Area:**
 - A header image with a timestamp "07/07/2011 09:03".
 - Text: "collection and analysis of existing long-term data. Certain school projects contribute long-term data suitable for scientific analysis."
 - Text: "Visit the [Arid Node](#)="
 - Text: "Fig 1: Insert an image here"
 - A "History" link and "Send this" / "Print this" options.
- Comment Form:**
 - Section: "Add comment"
 - Text: "You can add a comment by filling out the form below. Plain text formatting."
 - Field: "Subject" with a red bullet icon and a text input containing "Suggest a change ...".
 - Field: "Comment" with a red bullet icon and a text area containing "... of the font text and alignment.".
 - Button: "Save".
- Callouts:** Two red 3D-style boxes with white text. The top one points to the "Subject" field and contains "Type a subject header and comment". The bottom one points to the "Save" button and contains "Save".
- Footer:** "CoGIS is Copyright © 2000-2011 by Qsens.is, CSIR and other partners et al. CoGIS is Open Source and is..."

Conversation Thread is Started

The screenshot shows a Firefox browser window with the URL `saeon.dirisa.org/playpen/my-landing-page#1338579624`. The page content includes a 'Partners' sidebar with logos for SAEON, CSIR, Marine and Coastal Management, SANPARKS, SANBI, SAIAB, and EKZNV. The main content area features a photograph of a person in a green jacket kneeling in a field, with a timestamp '07/07/2011 09:05' overlaid. To the right of the photo, there is text describing facilities and logistical support for post-graduate students and 'in-house' projects. Below the photo, there is a section for 'History' and a comment box. The comment box contains the text '... of the font text and alignment.' and has 'Reply' and 'Remove' buttons. A red arrow points from the comment box to a red callout box at the bottom right that says 'Comment is visible and starts a thread'.

Partners

- SAEON
- CSIR
- Marine and Coastal Management
- SANPARKS
- SANBI
- SAIAB
- EKZNV

Manage portlets

Facilities and logistical support are provided to post-graduate students who register their projects with SAEON. Scientific input and / or logistical support is provided to established monitoring projects run by partner organizations.

Certain projects are entirely 'in-house', i.e. conducted by SAEON staff. These include both data collection and analysis of existing long-term data. Certain school projects contribute long-term data suitable for scientific analysis.

Visit the [Arid Node](#)=

Fig 1: Insert an image here

History

Send this — Print this —

Add Comment

Suggest a change ...

Posted by Wim Hugo at Jun 01, 2012 09:40 PM

... of the font text and alignment.

Reply

Remove

Comment is visible and starts a thread

CoGIS is Copyright © 2000-2011 by Qsens.is, CSIR and other partners et al. CoGIS is Open Source and is licensed under the GNU GPL.